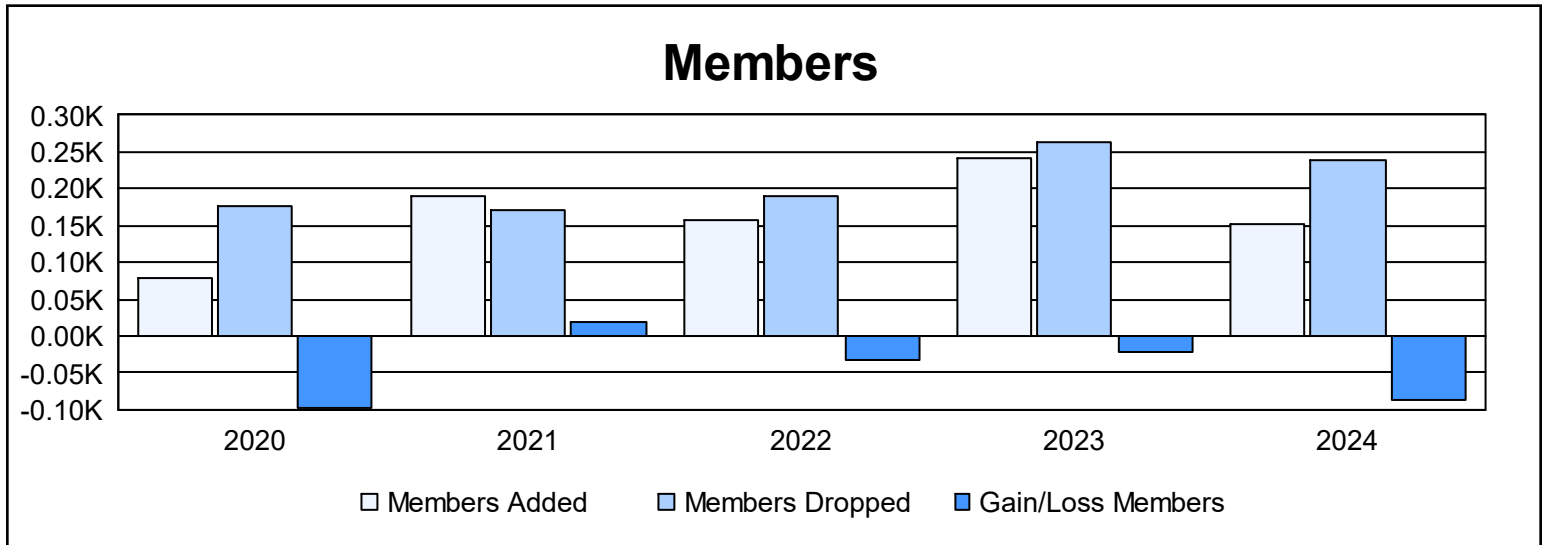
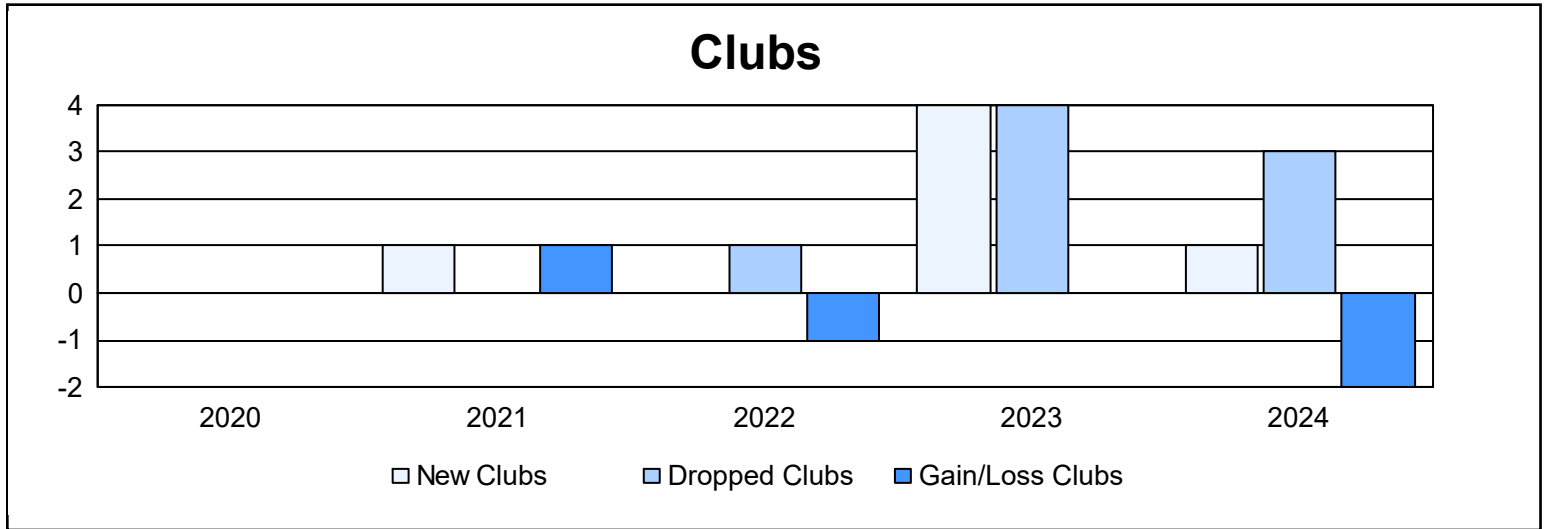
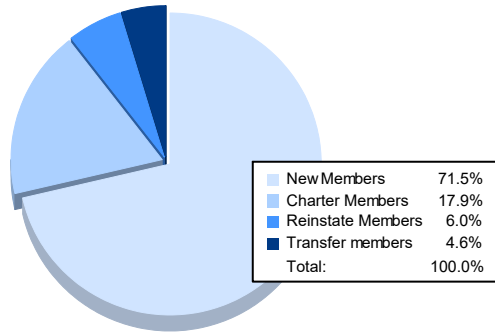


Year	New Clubs	Dropped Clubs	Gain/ Loss Clubs	New Members	Charter Members	Reinstate Members	Transfer Members	Total Member Added	Total Members Dropped	Gain/ Loss Members
2019-2020	0	0	0	57	0	5	18	80	177	-97
2020-2021	1	0	1	80	72	21	17	190	170	20
2021-2022	0	1	-1	133	1	6	18	158	190	-32
2022-2023	4	4	0	96	92	26	27	241	264	-23
2023-2024	1	3	-2	108	27	9	7	151	238	-87
<b>Average</b>	<b>1</b>	<b>2</b>	<b>0</b>	<b>95</b>	<b>38</b>	<b>13</b>	<b>17</b>	<b>164</b>	<b>208</b>	<b>-44</b>



### Membership Composition June 2024 Cumulative



### Gender Composition June 2024 Cumulative

